


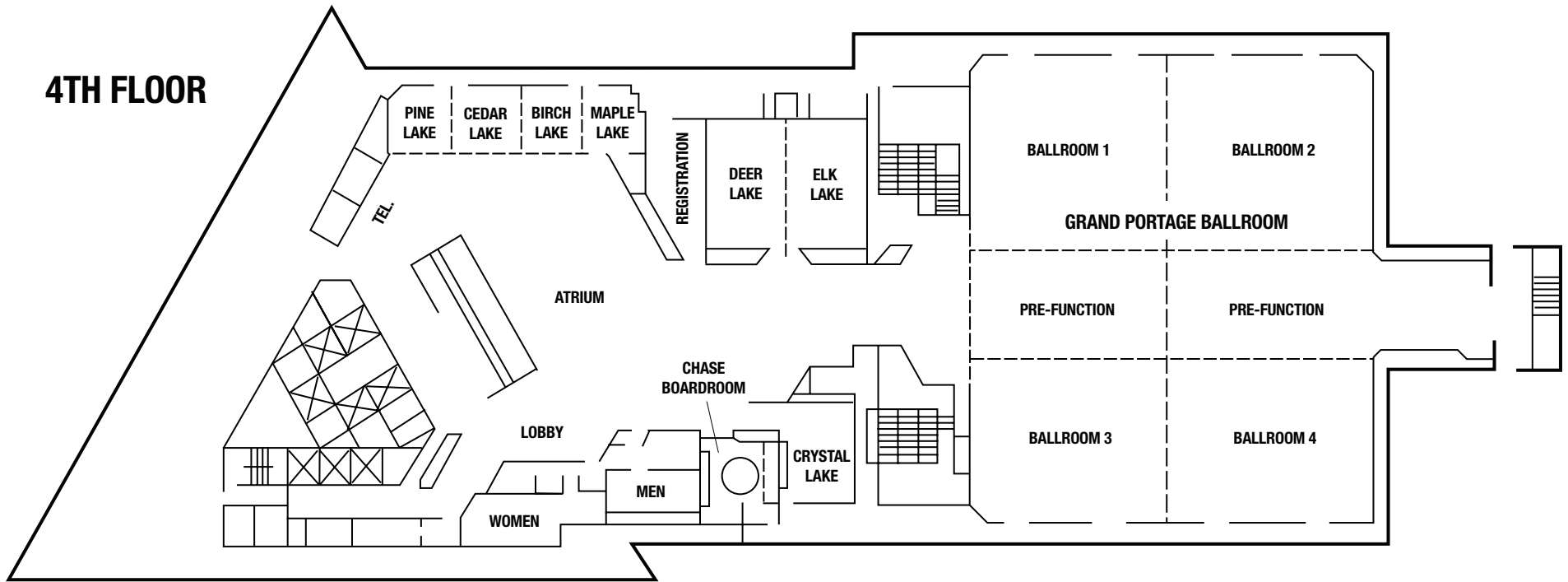
# YOUR MEETING EXPERIENCE TRANSFORMED

Explore Minneapolis Marriott® City Center and experience culinary delights, inspiring surroundings, a creative atmosphere and superior service. Enter into a warm, inviting location where natural elements complement stylish décor. Where guests will experience a wealth of culture and the art of getting things done in a contemporary venue. Where the unique triangular shape of our building is just the beginning of what sets us apart. We provide a dedicated event team so you can enjoy your successful meeting.

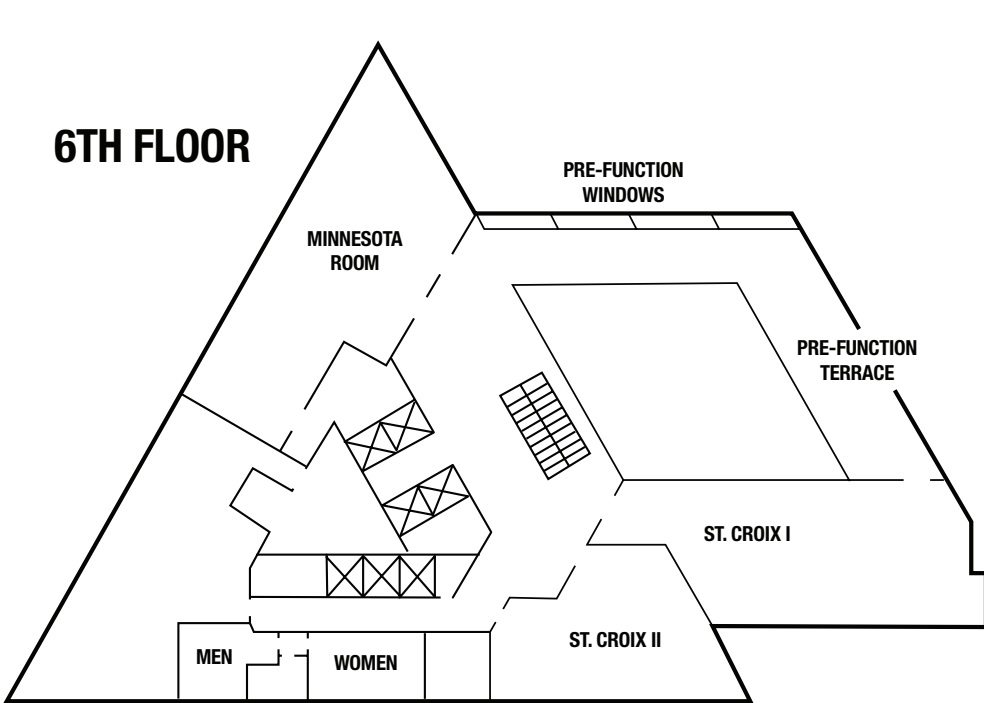
MEETING ROOM	DIMENSIONS		CAPACITY					
	LxWxH (Ft.)	Sq. Ft.	Theater	Schoolroom	Conference	U-Shape	Reception	Banquet
Grand Portage Ballroom	128x118x18	14,986	1800	1000			2400	1100
Ballroom 1	59x55x18	3,245	350	200			400	250
Ballroom 2	59x55x18	3,245	350	200			400	250
Ballroom 3	59x46x18	2,714	280	170			350	200
Ballroom 4	59x46x18	2,714	280	170			350	200
Pre-function	27x127x18	3,429					400	200
Atrium		9,700					1,000	350
Pine Lake	18x19x8.6	342	25	18	12	12	25	20
Cedar Lake	18x19x8.6	342	25	18	12	12	25	20
Birch Lake	18x19x8.6	342	25	18	12	12	25	20
Maple Lake	18x19x8.6	342	25	18	12	12	25	20
Deer Lake	23x36x8.6	828	80	45	30	30	130	60
Elk Lake	23x36x8.6	828	80	45	30	30	130	60
Crystal Lake	25x27x8.6	675	50	30	24	20	60	40
Chase Boardroom	22x25x8.6	550			13			
Wayzata Bay	42x24x9	1,008	100	65	40	30	110	80
Gray's Bay	28x24x9	733	55	36	26	24	70	50
Lake Harriet	Triangle	897	40	21	16	12	50	30
Excelsior Bay	42x24x9	1,008	100	65	40	30	110	80
Lafayette Bay	28x24x9	733	55	36	26	24	70	50
Lake Nokomis	Triangle	1,070	60	30	22	20	75	50
Spring Park Bay	42x24x9	1,008	100	65	40	30	110	80
Cook's Bay	20x24x9	480	40	21	14	14	40	20
Lake Calhoun	Triangle	1,077	60	30	22	20	75	50
Wayzata/Gray's Bay	70x24x9	1,846	120	90	36	40	160	130
Lafayette/Excelsior	70x24x9	1,846	120	90	36	40	160	130
St. Croix I	70x27x10	2,256	110	81	60	60	175	120
St. Croix II	36x35x9	1,525	60	45	36	36	100	80
St. Croix I & II		3,781	170	126	96	96	275	180
Terrace	64x18x10	1,152						
Windows	70x18x10	1,120						
Terrace/Windows Combo	134x18x10	2,272					250	100
Minnesota	64x66x10	2,812	150	110	50	50	220	180



# 4TH FLOOR



# 6TH FLOOR



# 8TH FLOOR

